

## SOUNDLAG QGW

### quilted glass wool pipe and duct lagging

Soundlag QGW is Pyrotek's standard grade, flexible acoustic lagging composite glass wool product. It was developed to reduce breakout noise from wastewater pipes, hydraulic pipes, and air-conditioning ducts.

Soundlag QGW consists of an aluminium foil-faced mass-loaded vinyl laminated to a decoupling layer. The decoupling layer is a 25 mm thick, non-combustible glass wool with a quilted white scrim to prevent shedding of fibres. Soundlag QGW was designed to meet customer fire safety specifications.

The highly dense and flexible mass layer provides excellent sound reduction properties. Soundlag QGW decoupling layer breaks the vibration path between the substrate and the mass barrier, allowing it to remain flexible – optimising acoustic performance.


All Soundlag products are easy to cut to size with a retractable utility knife, or scissors. They can be fitted following three easy steps - cut, wrap and tape.

#### VOC STATEMENT

Soundlag products contain no ozone-depleting substances and comply with European and Australian standards for Volatile Organic Compound emissions.

#### SPECIFICATIONS

Colour	Silver (Aluminium foil facing) Yellow (Glass wool)
Available	Standard roll size: 4525: 1.22 m x 5 m 4525 1 lb: 4 ft x 30 ft 1025 2 lb: 4 ft x 15 ft Custom sizes available depending on MOQ



### applications

- Wastewater pipes
- Hydraulic pipes
- Compressor and pump wraps
- Air conditioning ducts and shrouds
- Fan housings

### features

- Tested to ASTM E84 - complies to international building codes to meet fire safety requirements
- Heat and light reflective facing
- Class 0 aluminium foil facing
- Low spread of flame surface
- This product is classed as low VOC emitting material
- Free from odour-producing oils and bitumen
- Reduces breakout noise from hydraulic and waste water pipes
- Broad operating temperature range
- Varying range of weights and thicknesses
- Easy to bond using matching Tape ALR adhesive or equivalent tape
- Can be cut to size with ease using a retractable utility knife or scissors



### PRODUCT SPECIFICATIONS

Product name	Nominal thickness	Roll weight	Nominal barrier weight	Roll size	Glass wool density	Operating temperature range
Soundlag 4525 QGW	27 mm	31 kg	5 kg/m	1.22 x 5 m	32 kg/m <sup>3</sup> (2 lb/ft <sup>3</sup> )	Continuous: -40 to 100 °C (-40 to 212 °F) Intermittent: -40 to 120 °C (-40 to 248 °F)
Soundlag 4525 QGW 1 lb	27 mm (1.06 in)	55 kg (121 lb)	5 kg/m <sup>2</sup> (1 lb/ft <sup>2</sup> )	1.22 x 9.1 m (4 ft x 30 ft)		
Soundlag 1025 QGW 2 lb	29 mm (1.14 in)	55 kg (121 lb)	10 kg/m <sup>2</sup> (2 lb/ft <sup>2</sup> )	1.22 x 4.6 m (4 ft x 15 ft)		

Tolerances: Length: ±1%, Width: -0/+5 mm (0.2 in), Weight: ±10%

### MATERIAL PROPERTIES

Test method	Property	Report	Results
ASTM E84	Surface burning characteristics of building materials	103698958-SAT-001 REV2*	Class A FSI = 0, SDI = 10
ASTM D5116	TVOC specific area emission rate	CV 100812*	Emissions are less than the Green Star recognised threshold of 0.5 mg/m <sup>2</sup> /hr
AS/NZS 1530.3	Ignitability, flame propagation, heat and smoke release	17-005837*	0,0,0,2
AS 4964	Asbestos Testing	318653*	No Asbestos Detected
CAN/ULC S102.2	Test for surface burning characteristics	104572841 COQ-001A R0*	FSI: 0, SDI: 45
BS 476 Part 6	Fire propagation	381636	Class 0 foil facing
BS 476 Part 7	Surface spread of flame	381638	

\* Test report for Soundlag 4525 GW

### ACOUSTIC PERFORMANCE

Property	Product	Test method	Report	Results
Transmission Loss, Sound Reduction index	Soundlag 4525 QGW 1 lb	ASTM E90	TL 18-642**	STC 26, Rw 26
		ISO 10140, ASTM E413	189(rev 1)c**	STC 28, Rw 28
	Soundlag 1025 QGW 2 lb	ASTM E90	TL 18-644**	STC 32, Rw 32
		ISO 10140, ASTM E413	265c**	STC 34, Rw 34
Sound reduction	Soundlag 4525 QGW	Insertion loss	AFT49B*	20.5 dB(A)

\* Test report for Soundlag GW

\*\* Quadzero tested (barrier layer only)

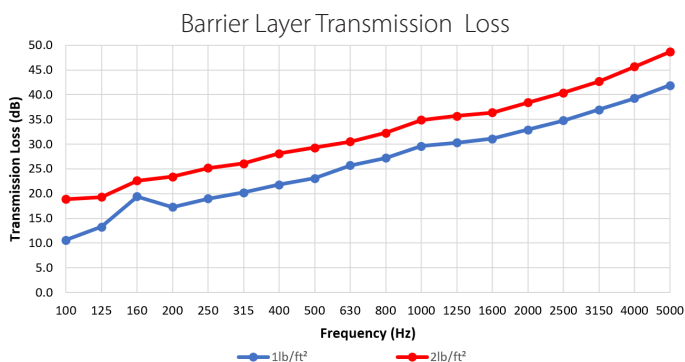
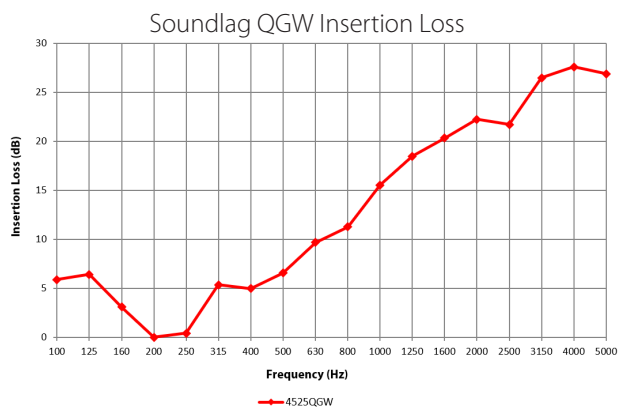
### PRODUCT CODE NOMENCLATURE

**SOUNDLAG 4525 QGW**

Grade - 4525, 1025

Infill type - QGW (quilted glass wool)

Grade Infill type



Report Number: 189(rev 1)c, & 265c

For further information and contact details, please visit our website [pyroteknc.com](http://pyroteknc.com)

Caveats: Specifications are subject to change without notice. The data in this document is typical of average values based on tests by independent laboratories or by the manufacturer and are indicative only. Materials must be tested under intended service conditions to determine their suitability for purpose. The conclusions drawn from acoustic test results are as interpreted by qualified independent testing authorities. Nothing here releases the purchaser/user from responsibility to determine the suitability of the product for their project needs. Always seek the opinion of your acoustic, mechanical and fire engineer on data presented by the manufacturer. Due to the wide variety of individual projects, Pyrotek is not responsible for differing outcomes from using their products. Pyrotek disclaims any liability for damages or consequential loss as a result of reliance solely on the information presented. No warranty is made that the use of this information or of the products, processes or equipment to which this Information Page refers will not infringe any third party's patents or rights.

DISCLAIMER: This document is covered by Pyrotek standard Disclaimer, Warranty and © Copyright clauses. See [pyroteknc.com/disclaimer](http://pyroteknc.com/disclaimer).

